

Registry Fix for Ricmotech GTpro Pedals and CONTROLpro switch boxes Windows Driver Issue

Delete the following registry key to correct driver issues with Ricmotech GTpro pedals or BUTTONpro switch box.

Seek the help of someone knowledgeable if you are not familiar with following this procedure.

1. Unplug the pedal controller or switch box from the PC.
2. Click Start and type 'regedit' (without the quotes) to open the registry editor.
3. Expand the following folders:
 - a) HKEY_USERS
 - b) S-1-5-21-XXXXXXXXXXXXXXXXXXXXXXXXXXXX (not ending in '_Classes')
 - c) System
 - d) CurrentControlSet
 - e) Control
 - f) MediaProperties
 - g) PrivateProperties
 - h) DirectInput
4. Right click on the folder named VID_16C0&PID_04XX and select Delete. (Figure B)
5. Repeat steps 3 and 4 for each user group If there are multiple user accounts on the PC (fig. A)
6. Close the Registry Editor
7. Plug the pedal controller or switch box back into the PC.

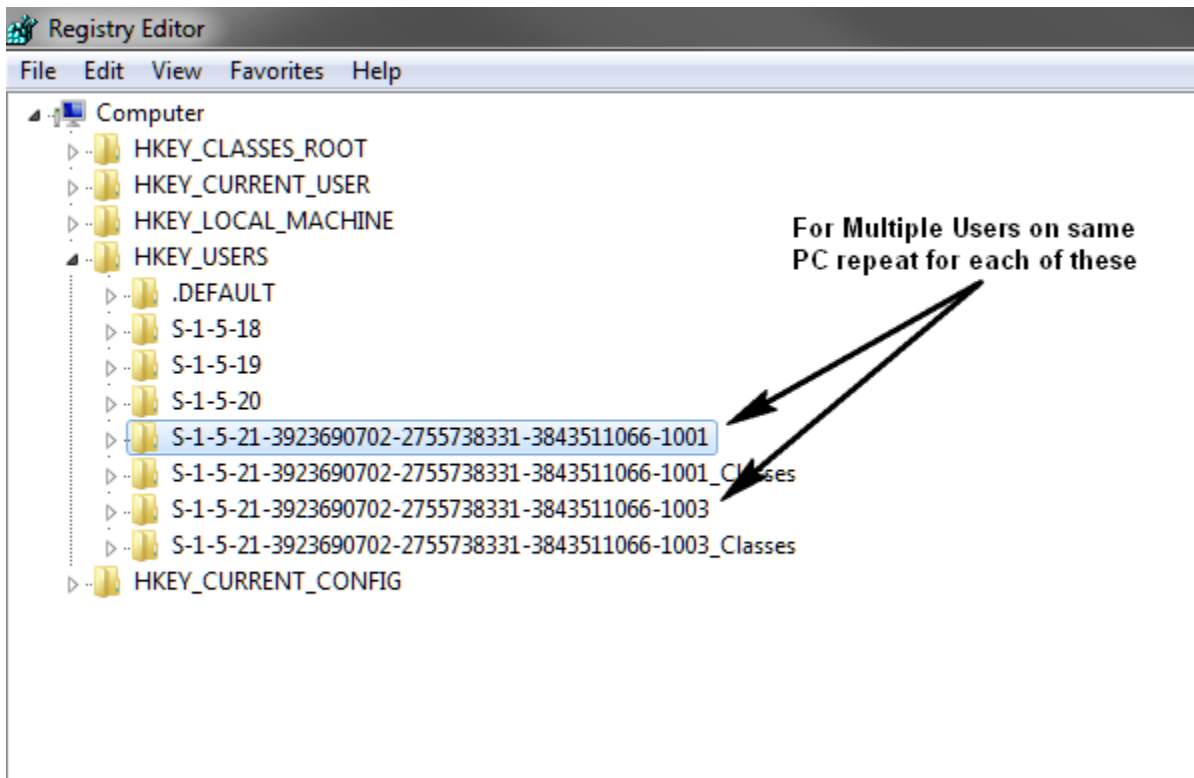
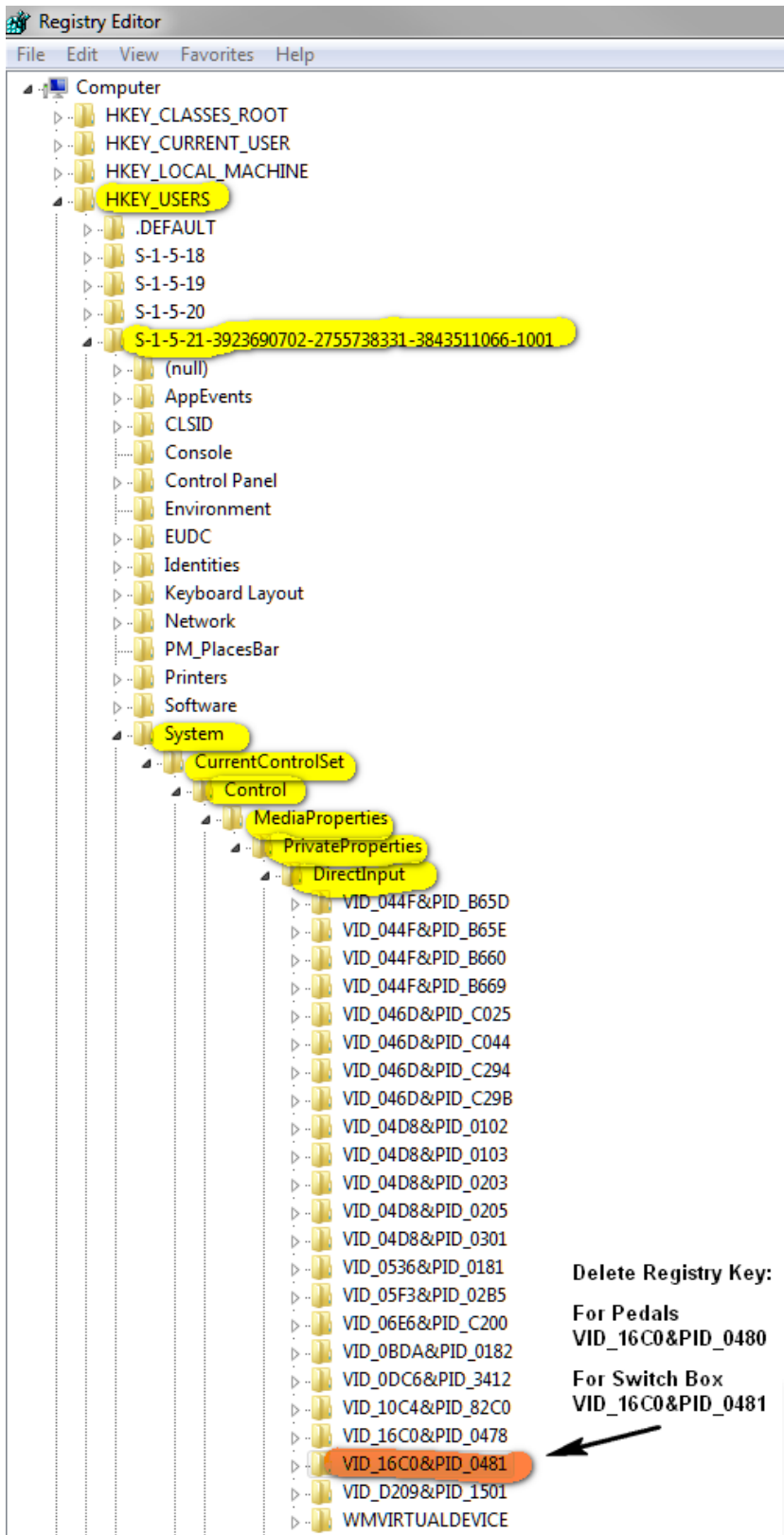


Figure A



Delete Registry Key:
For Pedals
VID_16C0&PID_0480
For Switch Box
VID_16C0&PID_0481

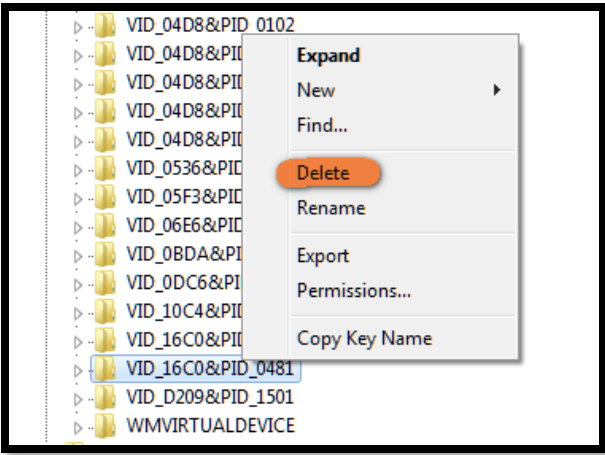


Figure B